



# VILLAGE OF PEORIA HEIGHTS OPERATIONS BUDGET FY 2023-2024

Mayor Michael E. Phelan

Trustees Sarah DeVore, Mark Gauf, Jeff Goett, Elizabeth Khazzam, Matthew Wigginton, Brandon Wisenburg

Village Clerk Stephanie Turner

# Village of Peoria Heights

## General Fund Estimated Revenues & Expenses

		Actual 2020 - 2021	Actual 2021 - 2022	Projected 2022-2023	Budgeted 2023 - 2024
<b>Estimated Cash on Hand May 1:</b>				<b>\$ 2,742,996</b>	<b>\$ 2,758,924</b>
<b><u>Taxes</u></b>					
4000.4005	General Corp. Property Tax	\$ 123,857	\$ 124,417	\$ 44,602	\$ 44,532
4000.4015	State Sales Tax	\$ 771,078	\$ 941,711	\$ 920,000	\$ 865,000
4000.4020	Home Rule Sales Tax	\$ 746,712	\$ 952,390	\$ 975,000	\$ 885,000
4000.4021	Food & Beverage Tax (2%)	\$ 251,294	\$ 370,204	\$ 390,000	\$ 335,000
4000.4025	Local Use Sales Tax	\$ 275,231	\$ 232,338	\$ 235,000	\$ 220,000
4000.4026	Cannabis Use Tax	\$ 5,032	\$ 9,477	\$ 9,500	\$ 10,000
4000.4030	State Income Tax	\$ 705,707	\$ 870,904	\$ 945,000	\$ 830,000
4000.4035	Foreign Fire Ins. Tax	\$ 14,535	\$ 14,635	\$ 15,392	\$ 15,000
4000.4040	Replacement Tax	\$ 128,486	\$ 298,674	\$ 405,000	\$ 265,000
4000.4045	Replacement Tax Library (28.62%)	\$ 51,517	\$ 119,754	\$ 162,385	\$ 106,250
4000.4046	Video Gaming Tax	\$ 104,052	\$ 248,864	\$ 235,000	\$ 200,000
4000.4060	Telecommunications Retailer Fee	\$ 77,625	\$ 62,778	\$ 55,000	\$ 50,000
4000.4075	Hotel / Motel Tax	\$ 5,222	\$ 22,629	\$ 34,000	\$ 32,500
	<b>Total</b>	<b>\$ 3,260,349</b>	<b>\$ 4,268,776</b>	<b>\$ 4,425,879</b>	<b>\$ 3,858,282</b>
<b><u>Licenses &amp; Permits</u></b>					
4100.4105	Liquor	\$ 23,650	\$ 23,833	\$ 26,750	\$ 23,500
4100.4115	Franchise - Ameren	\$ 18,857	\$ 19,956	\$ 20,000	\$ 18,250
4100.4118	Electric Admin Fee	\$ 17,248	\$ 21,910	\$ 4,650	\$ 15,000
4100.4120	Franchise - Cable TV	\$ 67,887	\$ 87,082	\$ 79,500	\$ 80,000
4100.4125	Other Licenses/Permits	\$ 10,434	\$ 15,000	\$ 10,000	\$ 10,000
4100.4130	Landlord Registration Fee	\$ 87,291	\$ 109,401	\$ 105,000	\$ 100,000
4100.4135	Rental Village Property	\$ 6,900	\$ 2,750	\$ 3,000	\$ 3,000
4100.4140	Building Permits	\$ 8,468	\$ 6,051	\$ 6,500	\$ 5,000
4100.4145	Electrical Permits	\$ 4,323	\$ 2,177	\$ 3,250	\$ 3,000
4100.4150	Zoning Hearings	\$ 522	\$ 593	\$ 375	\$ 500
	<b>Total</b>	<b>\$ 245,580</b>	<b>\$ 288,754</b>	<b>\$ 259,025</b>	<b>\$ 258,250</b>
<b><u>Fines</u></b>					
4200.4205	Circuit Court	\$ 69,192	\$ 69,718	\$ 95,000	\$ 60,000
4200.4210	Parking	\$ 5	\$ 20	\$ 20	\$ 100
4200.4215	False Alarm	\$ -	\$ -	\$ -	\$ -
4200.4220	Liquor Fines	\$ -	\$ -	\$ -	\$ -
4200.4225	DUI Fines	\$ 4,068	\$ 2,148	\$ 3,500	\$ 2,500
4200.4230	Adjudication Fines	\$ 3,325	\$ 1,300	\$ 1,375	\$ 1,000
4200.4235	Admin Fee/Towed Vehicles	\$ 80,750	\$ 65,197	\$ 75,000	\$ 60,000
	<b>Total</b>	<b>\$ 157,340</b>	<b>\$ 138,383</b>	<b>\$ 174,895</b>	<b>\$ 123,600</b>
<b><u>Revenue from Use of Money/Property</u></b>					
4300.4310	Substance Seizure/Bank Interest	\$ 3	\$ 4	\$ 1	\$ 5
	<b>Total</b>	<b>\$ 3</b>	<b>\$ 4</b>	<b>\$ 1</b>	<b>\$ 5</b>
<b><u>Revenue from Other Agencies</u></b>					
4400.4245	Police Traffic Grant	\$ -	\$ -	\$ -	\$ -
4400.4405	State Grants	\$ 408,566	\$ 25,660	\$ 393,217	\$ -
4400.4420	Federal Drug Reimbursement	\$ -	\$ -	\$ -	\$ -
4400.4425	Intergovernmental Agreement	\$ 68,167	\$ 89,712	\$ 93,045	\$ 93,045
6000.6070	ILEAS Training Reimbursement	\$ 5,011	\$ 2,598	\$ -	\$ 5,000
	<b>Total</b>	<b>\$ 481,744</b>	<b>\$ 117,970</b>	<b>\$ 486,262</b>	<b>\$ 98,045</b>
<b><u>Other Income</u></b>					
4500.4240	Police Reports	\$ 435	\$ 550	\$ 500	\$ 500
4500.4255	Miscellaneous Reimbursements	\$ 1,039	\$ 229	\$ 12,750	\$ 5,000
4500.4305	Investment Interest	\$ 5,221	\$ 2,993	\$ 90,000	\$ 50,000
4500.4410	Richwoods Twp. Internet	\$ 425	\$ 594	\$ 500	\$ 500
4500.4505	Ambulance Service Revenues	\$ -	\$ -	\$ -	\$ -
4500.4508	Waste Disposal Fee	\$ 270,531	\$ 262,850	\$ 265,000	\$ 265,000

# Village of Peoria Heights

## General Fund Estimated Revenues & Expenses

		Actual 2020 - 2021	Actual 2021 - 2022	Projected 2022-2023	Budgeted 2023 - 2024
<b><u>Other Income (cont.)</u></b>					
4500.4510	Tower Park Income	\$ -	\$ 7,226	\$ 9,651	\$ 7,250
4500.4515	Tower Park Events	\$ -	\$ -	\$ -	\$ -
4500.4520	Miscellaneous Income	\$ 8,483	\$ 9,077	\$ 3,000	\$ 4,000
4500.4525	Sales of Equipment	\$ -	\$ -	\$ 2,200	\$ -
4500.4530	Sales of Property (Real Estate)	\$ 41,003	\$ 50,000	\$ -	\$ -
4500.4535	Lease of Land e.g. Toledo Tower	\$ 124	\$ 50,800	\$ 45,000	\$ 51,200
4500.4540	Administration Fee (Child Support)	\$ 49,259	\$ 67	\$ 18	\$ -
4500.4545	Substance Seizure Revenue	\$ -	\$ 410	\$ -	\$ -
4500.4550	Donations/Memorials Income	\$ 2,620	\$ 3,152	\$ 3,797	\$ 128,000
4500.6080	Returned Checks	\$ 25	\$ -	\$ -	\$ -
4500.4555	Transfer Income	\$ -	\$ 13,488	\$ 10,605	\$ 31,172
	<b>Total</b>	<b>\$ 379,165</b>	<b>\$ 401,437</b>	<b>\$ 443,021</b>	<b>\$ 542,622</b>
				<b>\$ -</b>	<b>\$ -</b>
<b>Total Revenues:</b>		<b>\$ 4,524,181</b>	<b>\$ 5,215,323</b>	<b>\$ 5,789,083</b>	<b>\$ 4,880,804</b>
<b>Total Funds Available (incl. Cash on Hand):</b>				<b>\$ 8,532,079</b>	<b>\$ 7,639,728</b>
<b><u>Budgeted Expenditures</u></b>					
	Administration	\$ 1,195,814	\$ 1,225,877	\$ 1,921,203	\$ 862,350
	Fire Protection	\$ 253,512	\$ 371,775	\$ 466,707	\$ 407,137
	Garbage Collection & Disposal	\$ 390,259	\$ 397,212	\$ 404,162	\$ 416,000
	Recycling Contract	\$ 59,369	\$ 60,426	\$ 61,486	\$ 63,500
	Police	\$ 1,842,028	\$ 1,528,638	\$ 2,065,336	\$ 2,336,325
	Street/Alley	\$ 506,068	\$ 766,973	\$ 604,656	\$ 645,095
	Tower	\$ 19,345	\$ 39,895	\$ 249,605	\$ 140,374
<b>Total Expenditures:</b>		<b>\$ 4,266,394</b>	<b>\$ 4,390,796</b>	<b>\$ 5,773,155</b>	<b>\$ 4,870,781</b>
<b>Estimated Cash on Hand April 30:</b>				<b>\$ 2,758,924</b>	<b>\$ 2,768,948</b>

# Village of Peoria Heights

## Administration Estimated Expenses

		Actual 2020 - 2021	Actual 2021 - 2022	Projected 2022-2023	Budgeted 2023 - 2024
<b>Payroll Expenses</b>					
6000.6005	Salaries	\$ 135,912	\$ 118,061	\$ 123,175	\$ 133,250
6000.6008	Overtime	\$ -	\$ -	\$ -	\$ -
6000.6009	Inspector / Code Enforcement	\$ -	\$ 10,000	\$ 10,000	\$ 10,000
6000.6018	Appointed/Elected Officials	\$ 25,789	\$ 26,611	\$ 32,175	\$ 32,750
6000.6020	Workers Comp. Insurance	\$ 26,821	\$ 26,996	\$ 27,350	\$ 31,025
6000.6025	Health Insurance	\$ 16,050	\$ 16,776	\$ 16,231	\$ 12,750
6000.6030	Unemployment Insurance	\$ 181	\$ 188	\$ 225	\$ 275
6000.6035	FICA	\$ 7,660	\$ 8,218	\$ 8,875	\$ 10,500
6000.6040	IMRF	\$ 7,387	\$ 8,135	\$ 6,300	\$ 6,750
6000.6045	Sick Leave Days	\$ 1,750	\$ 2,800	\$ 1,400	\$ 2,800
6000.6050	Police Pension Fund	\$ 312,275	\$ 315,000	\$ 115,832	\$ 131,250
6000.6060	Official Bonds	\$ -	\$ 30	\$ 15	\$ 50
	<b>Total</b>	<b>\$ 533,825</b>	<b>\$ 532,815</b>	<b>\$ 341,578</b>	<b>\$ 371,400</b>
<b>Infrastructure Costs</b>					
6100.6112	Buildings Maintenance	\$ 25,394	\$ 25,360	\$ 67,250	\$ 22,500
6100.6118	Public Spaces Maintenance	\$ -	\$ -	\$ -	\$ -
6100.6137	Engineering Services	\$ -	\$ -	\$ -	\$ -
6100.6190	Land Acquisition	\$ -	\$ -	\$ -	\$ -
6100.6191	Village Enhancements	\$ -	\$ -	\$ -	\$ -
6100.6192	Building Additions / Remodels	\$ -	\$ -	\$ -	\$ -
6100.6194	Improvement - Other	\$ 263,488	\$ 15,072	\$ -	\$ -
	<b>Total</b>	<b>\$ 288,882</b>	<b>\$ 40,432</b>	<b>\$ 67,250</b>	<b>\$ 22,500</b>
<b>Waste Disposal Contracts</b>					
6200.6605	Garbage Contract	\$ 390,259	\$ 397,212	\$ 404,162	\$ 416,000
6200.6610	Recycling Contract	\$ 59,369	\$ 60,426	\$ 61,486	\$ 63,500
	<b>Total</b>	<b>\$ 449,628</b>	<b>\$ 457,638</b>	<b>\$ 465,648</b>	<b>\$ 479,500</b>
<b>Operating Costs</b>					
6200.6139	Professional Services	\$ 36,733	\$ 59,156	\$ 51,500	\$ 45,000
6200.6205	Operating Supplies	\$ -	\$ -	\$ -	\$ -
6200.6230	Gasoline	\$ (183)	\$ (398)	\$ (75)	\$ 100
6200.6232	Diesel Fuel	\$ 534	\$ 212	\$ 250	\$ 250
6200.6236	Maintenance - Vehicles	\$ -	\$ -	\$ -	\$ -
6200.6244	Communications Maintenance	\$ -	\$ -	\$ -	\$ -
	<b>Total</b>	<b>\$ 37,084</b>	<b>\$ 58,969</b>	<b>\$ 51,675</b>	<b>\$ 45,350</b>
<b>Debt Service</b>					
6250	Debt Service	\$ -	\$ -	\$ -	\$ -
6249	Equipment	\$ -	\$ -	\$ -	\$ -
	<b>Total</b>	<b>\$ -</b>	<b>\$ -</b>	<b>\$ -</b>	<b>\$ -</b>
<b>Office Expenses</b>					
6300.6305	Utilities	\$ 19,946	\$ 23,344	\$ 26,250	\$ 30,000
6300.6310	Telephone	\$ 4,476	\$ 4,189	\$ 6,920	\$ 7,000
6300.6312	Cell Phones	\$ 864	\$ 537	\$ 2,011	\$ 1,000
6300.6315	Office Supplies	\$ 7,186	\$ 7,476	\$ 7,500	\$ 9,000
6300.6320	Postage	\$ 1,570	\$ 1,323	\$ 1,500	\$ 2,000
6300.6325	Printing	\$ -	\$ -	\$ 270	\$ 750
6300.6335	Internet Access	\$ 5,430	\$ 5,227	\$ 5,642	\$ 5,500
6300.6340	Computer Maintenance	\$ -	\$ -	\$ 256	\$ 500
6300.6342	Computers - Purchases	\$ 200	\$ -	\$ -	\$ 2,000
6300.6344	Software	\$ 2,874	\$ 6,737	\$ 5,955	\$ 6,750
6300.6350	Training	\$ -	\$ 970	\$ 1,619	\$ 2,000
6300.6355	Publications	\$ -	\$ -	\$ -	\$ 250
6300.6360	Travel Expense	\$ -	\$ 1,529	\$ 2,095	\$ 3,000
6300.6370	Advertising	\$ 1,260	\$ 2,260	\$ 1,325	\$ 2,000
	<b>Total</b>	<b>\$ 43,806</b>	<b>\$ 53,591</b>	<b>\$ 61,343</b>	<b>\$ 71,750</b>

# Village of Peoria Heights

## Administration Estimated Expenses

		Actual 2020 - 2021	Actual 2021 - 2022	Projected 2022-2023	Budgeted 2023 - 2024
<b><u>Administration Expenses</u></b>					
6400.6410	General Insurance	\$ 10,086	\$ 4,403	\$ 6,459	\$ 7,000
6400.6420	Dues	\$ 3,015	\$ 5,965	\$ 5,990	\$ 6,500
6400.6450	Accounting Services	\$ 10,950	\$ 9,625	\$ 9,225	\$ 13,500
6400.6455	Legal Services	\$ 49,704	\$ 55,013	\$ 55,000	\$ 60,000
6400.6460	Liens	\$ 79	\$ -	\$ -	\$ 250
6400.6480	Bank Charges	\$ 678	\$ 15	\$ 31	\$ 100
6400.6482	Bad Debts	\$ -	\$ (12)	\$ 75	\$ 250
6400.6490	Miscellaneous Expense	\$ -	\$ -	\$ -	\$ -
6400.6495	Transfers - Lib. Replacement Tax	\$ 62,286	\$ 119,754	\$ 162,385	\$ 106,250
	<b>Total</b>	<b>\$ 136,799</b>	<b>\$ 194,763</b>	<b>\$ 239,165</b>	<b>\$ 193,850</b>
<b><u>Public Relations</u></b>					
6500.6505	Employee Public Relations	\$ 3,564	\$ 6,886	\$ 11,500	\$ 5,000
6500.6510	Marketing	\$ 31,385	\$ 33,521	\$ 42,500	\$ 45,000
6500.6515	River Study-Heartland Water	\$ -	\$ -	\$ -	\$ -
6500.6520	Economic Development	\$ 120,469	\$ 50,543	\$ 50,000	\$ 50,000
6500.6525	Chamber of Commerce	\$ -	\$ 4,358	\$ 56,192	\$ 7,500
	<b>Total</b>	<b>\$ 155,418</b>	<b>\$ 95,308</b>	<b>\$ 160,192</b>	<b>\$ 107,500</b>
<b><u>Transfers</u></b>					
6800.6800	Transfer to Capital Improvement	\$ -	\$ 250,000	\$ 1,000,000	\$ 50,000
	<b>Total</b>	<b>\$ -</b>	<b>\$ 250,000</b>	<b>\$ 1,000,000</b>	<b>\$ 50,000</b>
<b>Total for Administration Department:</b>		<b>\$ 1,195,814</b>	<b>\$ 1,225,877</b>	<b>\$ 1,921,203</b>	<b>\$ 862,350</b>
<b>Total for Waste Disposal:</b>		<b>\$ 449,628</b>	<b>\$ 457,638</b>	<b>\$ 465,648</b>	<b>\$ 479,500</b>
<b>Total Expenditures:</b>		<b>\$ 1,060,845</b>	<b>\$ 1,683,515</b>	<b>\$ 2,386,851</b>	<b>\$ 1,341,850</b>

# Village of Peoria Heights

## Fire Department Estimated Expenses

		Actual 2020 - 2021	Actual 2021 - 2022	Projected 2022-2023	Budgeted 2023 - 2024
<b>Payroll Expenses</b>					
6000.6005	Salaries	\$ 12,367	\$ 75,500	\$ 104,662	\$ 125,500
6000.6017	Volunteer Contributions	\$ 34,468	\$ 36,749	\$ 38,500	\$ 43,200
6000.6025	Health Insurance	\$ -	\$ -	\$ 4,284	\$ 6,800
6000.6030	Unemployment Insurance	\$ 81	\$ 186	\$ 295	\$ 400
6000.6035	FICA	\$ 946	\$ 3,825	\$ 5,942	\$ 7,750
6000.6040	IMRF	\$ -	\$ -	\$ -	\$ -
	<b>Total</b>	<b>\$ 47,862</b>	<b>\$ 116,260</b>	<b>\$ 153,683</b>	<b>\$ 183,650</b>
<b>Infrastructure Costs</b>					
6100.6112	Maintenance - Buildings	\$ 8,621	\$ 10,743	\$ 77,824	\$ 5,000
	<b>Total</b>	<b>\$ 8,621</b>	<b>\$ 10,743</b>	<b>\$ 77,824</b>	<b>\$ 5,000</b>
<b>Operating Costs</b>					
6200.6139	Professional Services	\$ 12,828	\$ 10,171	\$ 16,500	\$ 10,000
6200.6159	Telecommunications	\$ 51,488	\$ 54,062	\$ 56,999	\$ 60,500
6200.6205	Operating Supplies	\$ 9,487	\$ 4,094	\$ 3,000	\$ 6,000
6200.6207	Medications	\$ 1,745	\$ 913	\$ 675	\$ 1,000
6200.6208	Oxygen	\$ 887	\$ -	\$ 352	\$ 750
6200.6230	Gas	\$ 1,676	\$ 2,634	\$ 2,250	\$ 3,000
6200.6232	Diesel Fuel	\$ 2,428	\$ 1,930	\$ 3,750	\$ 4,000
6200.6236	Vehicle Maintenance	\$ 17,274	\$ 11,760	\$ 30,000	\$ 20,000
6200.6237	Maintenance Other	\$ -	\$ -	\$ -	\$ -
6200.6240	Equipment Maintenance	\$ 12,065	\$ 27,820	\$ 10,000	\$ 14,000
6200.6244	Communications Maintenance	\$ 299	\$ 2,121	\$ 750	\$ 1,500
6200.6246	Fire Hose	\$ -	\$ 6,231	\$ 6,694	\$ 5,000
6200.6248	Firefighting Foam/Hazmat	\$ -	\$ -	\$ -	\$ -
6200.6252	Turnout Gear/Uniform Allowance	\$ 17,457	\$ 5,099	\$ 14,500	\$ 5,000
6200.6254	Laundry Services	\$ -	\$ -	\$ -	\$ -
6200.6284	H2O/Soda/Refreshments	\$ -	\$ -	\$ -	\$ -
	<b>Total</b>	<b>\$ 127,635</b>	<b>\$ 126,834</b>	<b>\$ 145,470</b>	<b>\$ 130,750</b>
<b>Capital Outlay</b>					
6249	Equipment	\$ 2,513	\$ 43,643	\$ 1,369	\$ -
	<b>Total</b>	<b>\$ 2,513</b>	<b>\$ 43,643</b>	<b>\$ 1,369</b>	<b>\$ -</b>
<b>Debt Service</b>					
6250	Debt Service	\$ 49,237	\$ 49,237	\$ 49,237	\$ 49,237
	<b>Total</b>	<b>\$ 49,237</b>	<b>\$ 49,237</b>	<b>\$ 49,237</b>	<b>\$ 49,237</b>
<b>Office Expenses</b>					
6300.6305	Utilities	\$ 3,218	\$ 3,964	\$ 5,250	\$ 5,500
6300.6310	Telephone	\$ 2,021	\$ 4,610	\$ -	\$ -
6300.6312	Cell Phones	\$ 1,053	\$ 1,012	\$ 719	\$ -
6300.6315	Office Supplies	\$ 485	\$ 1,724	\$ 2,500	\$ 2,000
6300.6340	Computers Maintain Hardware	\$ 10	\$ 10	\$ -	\$ -
6300.6342	Computer - Purchases	\$ 110	\$ -	\$ 2,953	\$ -
6300.6344	Computers Maintain Software	\$ 3,109	\$ 3,178	\$ 14,500	\$ 16,500
6300.6350	Training	\$ -	\$ -	\$ 1,750	\$ 2,500
6300.6360	Travel Expense	\$ -	\$ -	\$ 1,750	\$ 1,500
	<b>Total</b>	<b>\$ 10,006</b>	<b>\$ 14,498</b>	<b>\$ 29,422</b>	<b>\$ 28,000</b>
<b>Administration Expenses</b>					
6400.6410	General Insurance	\$ 7,175	\$ 9,886	\$ 9,227	\$ 10,000
6400.6420	Dues	\$ 462	\$ 674	\$ 475	\$ 500
6400.6490	Misc. Expense	\$ -	\$ -	\$ -	\$ -
	<b>Total</b>	<b>\$ 7,637</b>	<b>\$ 10,559</b>	<b>\$ 9,702</b>	<b>\$ 10,500</b>
<b>Total for Fire Department:</b>		<b>\$ 253,512</b>	<b>\$ 371,775</b>	<b>\$ 466,707</b>	<b>\$ 407,137</b>

# Village of Peoria Heights

## Police Department Estimated Expenses

		Actual 2020 - 2021	Actual 2021 - 2022	Projected 2022-2023	Budgeted 2023 - 2024
<b><u>Payroll Costs</u></b>					
6000.6005	Salaries	\$ 1,041,509	\$ 701,369	\$ 1,176,036	\$ 1,327,000
6000.6008	Overtime	\$ 44,186	\$ 46,755	\$ 50,750	\$ 30,000
6000.6009	Inspector / Bldg Code Enforcement	\$ 10,000	\$ -	\$ -	\$ 50,000
6000.6010	Housing Dept Personnel	\$ 102,134	\$ 107,348	\$ 112,634	\$ 120,000
6000.6020	Workers Comp. Insurance	\$ -	\$ -	\$ -	\$ -
6000.6025	Health Insurance	\$ 109,309	\$ 132,402	\$ 147,712	\$ 176,750
6000.6030	Unemployment Insurance	\$ 1,515	\$ 1,713	\$ 2,036	\$ 3,025
6000.6035	FICA	\$ 27,433	\$ 25,563	\$ 26,913	\$ 35,000
6000.6040	IMRF	\$ 9,441	\$ 9,854	\$ 11,958	\$ 15,500
6000.6045	Sick Leave Days	\$ 5,375	\$ 9,200	\$ 8,000	\$ 10,000
	<b>Total</b>	<b>\$ 1,350,902</b>	<b>\$ 1,034,204</b>	<b>\$ 1,536,039</b>	<b>\$ 1,767,275</b>
<b><u>Infrastructure Costs</u></b>					
6100.6112	Buildings Maintenance	\$ 17,005	\$ 3,121	\$ 2,633	\$ 5,000
6100.6194	Improvements Other	\$ -	\$ -	\$ -	\$ -
	<b>Total</b>	<b>\$ 17,005</b>	<b>\$ 3,121</b>	<b>\$ 2,633</b>	<b>\$ 5,000</b>
<b><u>Operating Costs</u></b>					
6200.6139	Professional Services	\$ 47,544	\$ 55,186	\$ 60,000	\$ 55,000
6200.6159	Telecommunications	\$ 133,869	\$ 140,560	\$ 148,197	\$ 157,000
6200.6205	Operating Supplies	\$ 6,231	\$ 3,559	\$ 5,000	\$ 6,000
6200.6230	Gasoline	\$ 31,187	\$ 41,664	\$ 45,000	\$ 47,500
6200.6232	Diesel Fuel	\$ -	\$ -	\$ 250	\$ 250
6200.6236	Vehicle Maintenance	\$ 40,400	\$ 42,097	\$ 42,500	\$ 45,000
6200.6240	Equipment Maintenance	\$ 2,721	\$ -	\$ 1,423	\$ 1,500
6200.6244	Communications Maintenance	\$ 745	\$ 3,758	\$ 1,171	\$ 1,500
6200.6252	Uniforms	\$ 15,356	\$ 15,267	\$ 18,707	\$ 20,000
6200.6256	Vests	\$ 1,199	\$ -	\$ 750	\$ 3,500
6200.6259	Canine Expenses	\$ -	\$ -	\$ -	\$ -
6200.6280	Substance Seizure Exp.	\$ 31,525	\$ -	\$ -	\$ -
	<b>Total</b>	<b>\$ 310,778</b>	<b>\$ 302,090</b>	<b>\$ 322,998</b>	<b>\$ 337,250</b>
<b><u>Capital Outlay</u></b>					
6239	Vehicles	\$ 42,072	\$ 58,311	\$ 59,450	\$ 80,000
6249	Equipment	\$ 35,569	\$ 30,544	\$ 28,376	\$ 30,000
	<b>Total</b>	<b>\$ 77,641</b>	<b>\$ 88,855</b>	<b>\$ 87,826</b>	<b>\$ 110,000</b>
<b><u>Debt Service</u></b>					
6250	Debt Service Expenditure	\$ -	\$ -	\$ -	\$ -
	<b>Total</b>	<b>\$ -</b>	<b>\$ -</b>	<b>\$ -</b>	<b>\$ -</b>
<b><u>Office Expenses</u></b>					
6300.6305	Utilities	\$ 9,671	\$ 9,111	\$ 9,750	\$ 11,250
6300.6310	Telephone	\$ 7,288	\$ 7,971	\$ 8,250	\$ 8,500
6300.6312	Cell Phones	\$ 4,171	\$ 3,588	\$ 3,450	\$ 3,750
6300.6315	Office Supplies	\$ 6,448	\$ 8,306	\$ 8,500	\$ 8,500
6300.6320	Postage	\$ 89	\$ 14	\$ 250	\$ 250
6300.6325	Printing	\$ 424	\$ 1,577	\$ 765	\$ 1,000
6300.6335	Internet Access / Communications	\$ 6,146	\$ 4,463	\$ 10,788	\$ 16,800
6300.6340	Computer Maintenance	\$ -	\$ -	\$ 1,000	\$ 500
6300.6342	Computers - Purchases	\$ 3,234	\$ 455	\$ 9,836	\$ 4,000
6300.6344	Software	\$ 2,199	\$ 1,806	\$ 223	\$ 2,750
6300.6350	Training	\$ 4,460	\$ 5,361	\$ 5,878	\$ 5,750
6300.6355	Publications	\$ -	\$ -	\$ -	\$ -
6300.6360	Travel Expense	\$ 200	\$ 1,207	\$ 5,051	\$ 3,000
6300.6370	Advertising	\$ -	\$ 150	\$ 128	\$ 500
	<b>Total</b>	<b>\$ 44,331</b>	<b>\$ 44,009</b>	<b>\$ 63,869</b>	<b>\$ 66,550</b>

# Village of Peoria Heights

## Police Department Estimated Expenses

		Actual		Actual		Projected		Budgeted
		2020 - 2021		2021 - 2022		2022-2023		2023 - 2024
<b><u>Administration Expenses</u></b>								
6400.6410	General Insurance	\$ 29,237	\$	32,790	\$	37,601	\$	40,500
6400.6420	Dues	\$ 1,945	\$	2,439	\$	1,870	\$	2,250
6400.6430	Adm. Adjudication	\$ 10,187	\$	6,180	\$	12,500	\$	7,500
	<b>Total</b>	<b>\$ 41,370</b>	<b>\$</b>	<b>41,410</b>	<b>\$</b>	<b>51,971</b>	<b>\$</b>	<b>50,250</b>
<b><u>Transfers</u></b>								
6800.6800	Transfer	\$ -	\$	14,949	\$	-	\$	-
	<b>Total</b>	<b>\$ -</b>	<b>\$</b>	<b>14,949</b>	<b>\$</b>	<b>-</b>	<b>\$</b>	<b>-</b>
<b>Total for Police Department:</b>		<b>\$ 1,842,028</b>	<b>\$</b>	<b>1,528,638</b>	<b>\$</b>	<b>2,065,336</b>	<b>\$</b>	<b>2,336,325</b>



# Village of Peoria Heights

## Street Department Estimated Expenses

		Actual 2020 - 2021	Actual 2021 - 2022	Projected 2022-2023	Budgeted 2023 - 2024
<b><u>Payroll Costs</u></b>					
6000.6005	Salaries	\$ 217,417	\$ 244,574	\$ 236,500	\$ 262,500
6000.6008	Overtime	\$ 21,408	\$ 18,563	\$ 12,750	\$ 19,000
6000.6010	Dispatchers	\$ -	\$ -	\$ -	\$ -
6000.6015	Dispatchers Overtime	\$ -	\$ -	\$ -	\$ -
6000.6016	Groundskeepers	\$ -	\$ 1,703	\$ 7,750	\$ 19,500
6000.6020	Workers Comp. Insurance	\$ -	\$ -	\$ -	\$ -
6000.6025	Health Insurance	\$ 20,644	\$ 22,167	\$ 21,514	\$ 19,000
6000.6030	Unemployment Insurance	\$ 397	\$ 349	\$ 616	\$ 425
6000.6035	FICA	\$ 18,097	\$ 18,792	\$ 17,225	\$ 21,000
6000.6040	IMRF	\$ 18,975	\$ 20,185	\$ 37,780	\$ 15,500
6000.6045	Sick Leave Days	\$ 1,750	\$ 3,400	\$ 2,800	\$ 4,200
	<b>Total</b>	<b>\$ 298,689</b>	<b>\$ 329,733</b>	<b>\$ 336,935</b>	<b>\$ 361,125</b>
<b><u>Infrastructure Costs</u></b>					
6100.6112	Buildings Maintenance	\$ 12,934	\$ 2,147	\$ 15,750	\$ 10,000
6100.6115	Street Lighting & Traffic Control	\$ 14,194	\$ 23,243	\$ 15,067	\$ 25,000
6100.6116	Maintenance-Streets	\$ 15,165	\$ 10,779	\$ 70,000	\$ 15,000
6100.6118	Public Spaces Maintenance	\$ 3,876	\$ 8,718	\$ 3,204	\$ 5,000
6100.6119	Parks Maintenance	\$ 8,160	\$ 19,171	\$ 7,389	\$ 12,500
6100.6120	Tree Removal	\$ 2,250	\$ 11,600	\$ 15,025	\$ 10,000
6100.6137	Engineering Services	\$ 334	\$ 4,376	\$ 417	\$ 500
6100.6150	Street repair - flowable fill	\$ -	\$ -	\$ -	\$ -
6100.6151	Street repair - rock & sand	\$ -	\$ -	\$ -	\$ -
6100.6152	Street repair - cold patch	\$ -	\$ -	\$ -	\$ -
6100.6155	Street repair - black top	\$ -	\$ -	\$ -	\$ -
6100.6192	Building Additions / Remodels	\$ -	\$ -	\$ 15,000	\$ 7,000
6100.6194	Improvements Other Than Bldgs	\$ -	\$ -	\$ -	\$ -
6100.6195	Curb & Sidewalk	\$ -	\$ -	\$ 4,850	\$ 15,000
6100.6196	Street Lighting	\$ 15,076	\$ 16,182	\$ 20,062	\$ 18,750
	<b>Total</b>	<b>\$ 71,989</b>	<b>\$ 96,216</b>	<b>\$ 166,764</b>	<b>\$ 118,750</b>
<b><u>Operating Costs</u></b>					
6200.6139	Professional Services	\$ 10,051	\$ 3,195	\$ 8,500	\$ 10,000
6200.6205	Operating Supplies	\$ 3,782	\$ 5,072	\$ 6,750	\$ 7,500
6200.6206	Pavement Marking	\$ -	\$ -	\$ -	\$ -
6200.6230	Gasoline	\$ 1,211	\$ 1,142	\$ 2,000	\$ 2,750
6200.6232	Diesel Fuel	\$ 7,667	\$ 10,404	\$ 12,250	\$ 14,000
6200.6234	Oil	\$ 848	\$ 1,066	\$ 750	\$ 1,500
6200.6236	Vehicle Maintenance	\$ 2,864	\$ 3,952	\$ 5,750	\$ 7,500
6200.6240	Equipment Maintenance	\$ 23,129	\$ 30,278	\$ 7,500	\$ 15,000
6200.6241	Rental	\$ -	\$ 150	\$ -	\$ 500
6200.6252	Uniform Allowance	\$ 1,735	\$ 1,513	\$ 2,830	\$ 2,500
6200.6254	Laundry Services	\$ 1,564	\$ 1,234	\$ 1,800	\$ 250
	<b>Total</b>	<b>\$ 52,849</b>	<b>\$ 58,006</b>	<b>\$ 48,130</b>	<b>\$ 61,500</b>
<b><u>Capital Outlay</u></b>					
6239	Vehicle Purchases	\$ -	\$ -	\$ -	\$ 30,000
6249	Equipment	\$ 3,292	\$ 231,459	\$ 1,199	\$ 12,500
	<b>Total</b>	<b>\$ 3,292</b>	<b>\$ 231,459</b>	<b>\$ 1,199</b>	<b>\$ 42,500</b>
<b><u>Debt Service</u></b>					
6250	Dump Truck	\$ 45,865	\$ 18,531	\$ 20,216	\$ 20,220
	<b>Total</b>	<b>\$ 45,865</b>	<b>\$ 18,531</b>	<b>\$ 20,216</b>	<b>\$ 20,220</b>
<b><u>Office Expenses</u></b>					
6300.6305	Utilities	\$ 9,092	\$ 11,117	\$ 7,785	\$ 9,000
6300.6310	Telephone	\$ 7,765	\$ 1,527	\$ 843	\$ 1,000
6300.6312	Cell Phones	\$ -	\$ -	\$ -	\$ -
6300.6315	Office Supplies	\$ 188	\$ 823	\$ 425	\$ 750

# Village of Peoria Heights

## Street Department Estimated Expenses

		Actual 2020 - 2021		Actual 2021 - 2022		Projected 2022-2023		Budgeted 2023 - 2024
<b><u>Office Expenses (cont.)</u></b>								
6300.6320	Postage	\$ -		\$ -		\$ -		\$ -
6300.6335	Internet Access	\$ 1,541		\$ 1,427		\$ 1,725		\$ 1,750
6300.6340	Computer Maintenance	\$ -		\$ -		\$ -		\$ -
6300.6342	Computers - Purchases	\$ -		\$ 1,150		\$ -		\$ -
6300.6344	Software	\$ 245		\$ 510		\$ 946		\$ 4,500
6300.6350	Training	\$ 510		\$ 350		\$ 2,035		\$ 1,000
6300.6360	Travel	\$ -		\$ -		\$ -		\$ 500
6300.6370	Advertising	\$ -		\$ 515		\$ -		\$ -
	<b>Total</b>	<b>\$ 19,341</b>		<b>\$ 17,419</b>		<b>\$ 13,759</b>		<b>\$ 18,500</b>
<b><u>Administration Expenses</u></b>								
6400.6410	General Insurance	\$ 12,825		\$ 14,383		\$ 16,493		\$ 18,000
6400.6420	Dues	\$ 1,218		\$ 1,225		\$ 1,160		\$ 4,500
6400.6455	Legal Services	\$ -		\$ -		\$ -		\$ -
6400.6490	Miscellaneous Expense	\$ -		\$ -		\$ -		\$ -
	<b>Total</b>	<b>\$ 14,043</b>		<b>\$ 15,608</b>		<b>\$ 17,653</b>		<b>\$ 22,500</b>
<b>Total for Street Department:</b>		<b>\$ 506,068</b>		<b>\$ 766,973</b>		<b>\$ 604,656</b>		<b>\$ 645,095</b>

# Village of Peoria Heights

## Tower Park Estimated Expenses

		Actual 2020 - 2021	Actual 2021 - 2022	Projected 2022-2023	Budgeted 2023 - 2024
<b><u>Payroll Expenses</u></b>					
6000.6005	Salaries	\$ 187	\$ 7,133	\$ 11,033	\$ 12,350
6000.6008	Overtime	\$ -	\$ 81	\$ -	\$ -
6000.6016	Groundskeepers	\$ -	\$ 2,078	\$ 7,750	\$ 9,750
6000.6020	Workers Comp. Insurance	\$ -	\$ -	\$ -	\$ -
6000.6030	Unemployment Insurance	\$ -	\$ 63	\$ 80	\$ 200
6000.6035	FICA	\$ 14	\$ 711	\$ 850	\$ 1,000
	<b>Total</b>	<b>\$ 201</b>	<b>\$ 10,065</b>	<b>\$ 19,713</b>	<b>\$ 23,300</b>
<b><u>Infrastructure Costs</u></b>					
6100.6112	Buildings Maintenance	\$ 4,363	\$ 9,030	\$ 76,134	\$ 15,000
6100.6118	Public Spaces Maintenance	\$ -	\$ -	\$ 13,615	\$ -
6100.6119	Parks Maintenance	\$ 6,123	\$ 8,046	\$ 4,215	\$ 5,500
6100.6194	Improvements Other Than Bldgs	\$ -	\$ -	\$ 76,888	\$ 77,824
	<b>Total</b>	<b>\$ 10,485</b>	<b>\$ 17,077</b>	<b>\$ 170,852</b>	<b>\$ 98,324</b>
<b><u>Operating Costs</u></b>					
6100.6139	Professional Services	\$ -	\$ -	\$ 75	\$ 2,500
6200.6205	Operating Supplies	\$ 624	\$ 932	\$ 442	\$ 1,500
6200.6229	Tower Park Events	\$ 319	\$ 3,142	\$ 52,230	\$ 5,000
	<b>Total</b>	<b>\$ 943</b>	<b>\$ 4,074</b>	<b>\$ 52,747</b>	<b>\$ 9,000</b>
<b><u>Office Expenses</u></b>					
6300.6305	Utilities	\$ 6,275	\$ 7,150	\$ 4,600	\$ 8,000
6300.6310	Telephone	\$ 1,440	\$ 1,528	\$ 1,693	\$ 1,750
	<b>Total</b>	<b>\$ 7,715</b>	<b>\$ 8,678</b>	<b>\$ 6,293</b>	<b>\$ 9,750</b>
<b><u>Capital Outlay</u></b>					
6249	Equipment	\$ -	\$ -	\$ -	\$ -
	<b>Total</b>	<b>\$ -</b>	<b>\$ -</b>	<b>\$ -</b>	<b>\$ -</b>
<b><u>Office Expenses</u></b>					
6500.6510	Marketing	\$ -	\$ -	\$ -	\$ -
	<b>Total</b>	<b>\$ -</b>	<b>\$ -</b>	<b>\$ -</b>	<b>\$ -</b>
<b>Total for Tower Park Department:</b>		<b>\$ 19,345</b>	<b>\$ 39,895</b>	<b>\$ 249,605</b>	<b>\$ 140,374</b>

# Village of Peoria Heights

## Business Development District Funds Estimated Revenues & Expenses

		Actual 2020 - 2021	Actual 2021 - 2022	Projected 2022-2023	Budgeted 2023 - 2024		
<b><u>Estimated Cash on Hand May 1:</u></b>				\$	804,195	\$	1,021,880
<b><u>Taxes</u></b>							
4000.4022	Business Dev District Tax	\$ 349,730	\$ 427,269	\$ 467,500	\$ 475,000		
	<b>Total</b>	<b>\$ 349,730</b>	<b>\$ 427,269</b>	<b>\$ 467,500</b>	<b>\$ 475,000</b>		
<b><u>Other Income</u></b>							
4500.4305	Investment Interest	\$ 327	\$ 260	\$ 790	\$ 600		
	<b>Total</b>	<b>\$ 327</b>	<b>\$ 260</b>	<b>\$ 790</b>	<b>\$ 600</b>		
<b>Total Revenues:</b>		<b>\$ 350,057</b>	<b>\$ 427,528</b>	<b>\$ 468,290</b>	<b>\$ 475,600</b>		
<b>Total Funds Available (incl. Cash on Hand):</b>				<b>\$</b>	<b>1,272,485</b>	<b>\$</b>	<b>1,497,480</b>
<b><u>Infrastructure Costs</u></b>							
6100.6112	Buildings Maintenance	\$ 10,000	\$ -	\$ -	\$ 40,000		
6100.6114	Storm Sewer & Culverts	\$ -	\$ -	\$ -	\$ -		
6100.6115	Street Lighting & Traffic Control	\$ -	\$ -	\$ -	\$ -		
6100.6116	Street Repair - Concrete	\$ -	\$ -	\$ -	\$ -		
6100.6118	Public Spaces Maintenance	\$ -	\$ -	\$ -	\$ -		
6100.6119	Parks Maintenance	\$ -	\$ -	\$ -	\$ -		
6100.6137	Engineering Services	\$ -	\$ -	\$ -	\$ 40,000		
6100.6180	Sealcoating	\$ -	\$ -	\$ -	\$ -		
6100.6191	Village Enhancements	\$ -	\$ -	\$ -	\$ -		
6100.6192	Building Additions / Remodels	\$ -	\$ -	\$ 30,000	\$ 100,000		
6100.6193	Spray Patch	\$ -	\$ -	\$ -	\$ -		
6100.6194	Improvements Other Than Bldgs.	\$ 96,669	\$ 32,049	\$ 115,000	\$ 80,000		
6100.6195	Curb & Sidewalk	\$ -	\$ -	\$ 10,000	\$ -		
	<b>Total</b>	<b>\$ 106,669</b>	<b>\$ 32,049</b>	<b>\$ 155,000</b>	<b>\$ 260,000</b>		
<b><u>Operating Costs</u></b>							
6200.6139	Professional Services	\$ 7,277	\$ 31,852	\$ 80,000	\$ 100,000		
6200.6206	Pavement Marking	\$ -	\$ -	\$ -	\$ -		
	<b>Total</b>	<b>\$ 7,277</b>	<b>\$ 31,852</b>	<b>\$ 80,000</b>	<b>\$ 100,000</b>		
<b><u>Debt Service</u></b>							
6250	Debt Service	\$ -	\$ -	\$ -	\$ -		
	<b>Total</b>	<b>\$ -</b>	<b>\$ -</b>	<b>\$ -</b>	<b>\$ -</b>		
<b><u>Office Expenses</u></b>							
6300.6370	Advertising	\$ -	\$ -	\$ -	\$ -		
	<b>Total</b>	<b>\$ -</b>	<b>\$ -</b>	<b>\$ -</b>	<b>\$ -</b>		
<b><u>Administration Expenses</u></b>							
6400.6450	Accounting Services	\$ -	\$ 3,850	\$ 5,000	\$ 6,500		
6400.6470	Administration Fees	\$ -	\$ -	\$ 10,605	\$ 11,172		
	<b>Total</b>	<b>\$ -</b>	<b>\$ 3,850</b>	<b>\$ 15,605</b>	<b>\$ 17,672</b>		
<b><u>Public Relations</u></b>							
6500.6510	Marketing	\$ -	\$ -	\$ -	\$ -		
	<b>Total</b>	<b>\$ -</b>	<b>\$ -</b>	<b>\$ -</b>	<b>\$ -</b>		
<b><u>Transfers</u></b>							
6800.6800	Transfers	\$ -	\$ 13,488	\$ -	\$ -		
6800.6840	Reserve for larger capital projects	\$ -	\$ -	\$ -	\$ -		
	<b>Total</b>	<b>\$ -</b>	<b>\$ 13,488</b>	<b>\$ -</b>	<b>\$ -</b>		
<b>Total Expenditures:</b>		<b>\$ 113,946</b>	<b>\$ 81,239</b>	<b>\$ 250,605</b>	<b>\$ 377,672</b>		
<b>Estimated Cash on Hand April 30:</b>				<b>\$</b>	<b>1,021,880</b>	<b>\$</b>	<b>1,119,808</b>

# Village of Peoria Heights

## Motor Fuel Tax Fund Estimated Revenues & Expenses

	Actual 2020 - 2021	Actual 2021 - 2022	Projected 2022-2023	Budgeted 2023 - 2024
<b><u>Estimated Cash on Hand May 1:</u></b>			\$ 546,699	\$ 587,532
<b><u>Taxes</u></b>				
4000.4605 Motor Fuel Tax	\$ 200,130	\$ 265,685	\$ 246,000	\$ 235,000
4000.4610 Local Motor Fuel Tax	\$ 46,747	\$ 26,073	\$ 24,000	\$ 24,000
<b>Total</b>	<b>\$ 246,877</b>	<b>\$ 291,757</b>	<b>\$ 270,000</b>	<b>\$ 259,000</b>
<b>Revenues from Other Agencies</b>				
4400.4405 Grants	\$ 202,852	\$ 135,235	\$ 67,617	\$ -
<b>Total</b>	<b>\$ 202,852</b>	<b>\$ 135,235</b>	<b>\$ 67,617</b>	<b>\$ -</b>
<b>Other Income</b>				
4500.4255 Misc Reimbursements	\$ -	\$ -	\$ -	\$ -
4500.4305 Investment Interest	\$ 562	\$ 440	\$ 14,500	\$ 1,250
4500.4520 Misc Income	\$ 8	\$ 11,474	\$ -	\$ -
4500.4555 Transfer	\$ -	\$ 1,854	\$ -	\$ -
<b>Total</b>	<b>\$ 570</b>	<b>\$ 13,767</b>	<b>\$ 14,500</b>	<b>\$ 1,250</b>
<b>Total Revenues:</b>	<b>\$ 450,299</b>	<b>\$ 440,759</b>	<b>\$ 352,117</b>	<b>\$ 260,250</b>
<b>Total Funds Available (incl. Cash on Hand):</b>			<b>\$ 898,816</b>	<b>\$ 847,782</b>
<b><u>Infrastructure Costs</u></b>				
6100.6114 Storm Sewer & Culverts	\$ -	\$ -	\$ -	\$ -
6100.6115 Street Lighting & Traffic Control	\$ -	\$ -	\$ -	\$ -
6100.6116 Street Repair - Concrete	\$ -	\$ -	\$ -	\$ -
6100.6137 Engineering	\$ 17,116	\$ 23,869	\$ 50,634	\$ 36,512
6100.6150 Street Repair - Flowable Fill	\$ -	\$ -	\$ -	\$ -
6100.6151 Street Repair - Rock & Sand	\$ -	\$ -	\$ -	\$ -
6100.6152 Street Repair - Cold Patch	\$ -	\$ -	\$ -	\$ -
6100.6155 Street Repair - Black Top	\$ -	\$ -	\$ -	\$ -
6100.6180 Sealcoating	\$ 102,125	\$ 231,845	\$ 174,939	\$ -
6100.6193 Spray Patch	\$ 24,825	\$ 42,552	\$ 45,189	\$ 50,000
6100.6194 Improvements Other Than Bldgs.	\$ -	\$ -	\$ -	\$ 628,934
<b>Total</b>	<b>\$ 144,065</b>	<b>\$ 298,266</b>	<b>\$ 270,762</b>	<b>\$ 715,446</b>
<b><u>Operating Costs</u></b>				
6200.6139 Professional Services	\$ 785	\$ 854	\$ -	\$ -
6200.6205 Operating Supplies	\$ -	\$ -	\$ -	\$ -
6200.6206 Pavement Marking	\$ 1,080	\$ 1,500	\$ -	\$ -
6200.6210 Snow Removal Material	\$ 33,356	\$ 28,267	\$ 37,742	\$ 40,000
<b>Total</b>	<b>\$ 35,221</b>	<b>\$ 30,621</b>	<b>\$ 37,742</b>	<b>\$ 40,000</b>
<b><u>Administration Expenses</u></b>				
6400.6420 Dues	\$ -	\$ 2,380	\$ 2,780	\$ -
6800.6800 Transfers	\$ -	\$ 2,079	\$ -	\$ -
<b>Total</b>	<b>\$ -</b>	<b>\$ 4,459</b>	<b>\$ 2,780</b>	<b>\$ -</b>
<b>Total Expenditures:</b>	<b>\$ 179,286</b>	<b>\$ 333,346</b>	<b>\$ 311,284</b>	<b>\$ 755,446</b>
<b>Estimated Cash on Hand April 30:</b>			<b>\$ 587,532</b>	<b>\$ 92,336</b>

**Village of Peoria Heights**  
**Police Pension Tax Levy Fund Estimated Revenues & Expenses**

	Actual 2020 - 2021	Actual 2021 - 2022	Projected 2022-2023	Budgeted 2023 - 2024
<b><u>Estimated Cash on Hand May 1:</u></b>			\$	- \$
<b><u>Taxes - Police Pension</u></b>				
4000.4006 Property Tax	\$ 376,053	\$ 396,298	\$ 431,131	\$ 525,000
<b>Total</b>	<b>\$ 376,053</b>	<b>\$ 396,298</b>	<b>\$ 431,131</b>	<b>\$ 525,000</b>
<b>Total Revenues:</b>	<b>\$ 376,053</b>	<b>\$ 396,298</b>	<b>\$ 431,131</b>	<b>\$ 525,000</b>
<b>Total Funds Available (incl. Cash on Hand):</b>			<b>\$ 431,131</b>	<b>\$ 525,000</b>
<b><u>Personnel Services</u></b>				
4000.4007 Police Pension	\$ 376,053	\$ 396,298	\$ 431,131	\$ 525,000
<b>Total</b>	<b>\$ 376,053</b>	<b>\$ 396,298</b>	<b>\$ 431,131</b>	<b>\$ 525,000</b>
<b>Total Expenditures:</b>	<b>\$ 376,053</b>	<b>\$ 396,298</b>	<b>\$ 431,131</b>	<b>\$ 525,000</b>
<b>Estimated Cash on Hand April 30:</b>			<b>\$</b>	<b>- \$</b>

**Village of Peoria Heights**  
**Capital Improvement Fund Estimated Revenues & Expenses**

	Actual 2020 - 2021	Actual 2021 - 2022	Projected 2022-2023	Budgeted 2023 - 2024
<b><u>Estimated Cash on Hand May 1:</u></b>			\$ 250,000	\$ 1,250,000
<b><u>Revenues</u></b>				
Transfers	\$ -	\$ 250,000	\$ 1,000,000	\$ -
<b>Total</b>	<b>\$ -</b>	<b>\$ 250,000</b>	<b>\$ 1,000,000</b>	<b>\$ -</b>
<b>Total Revenues:</b>	<b>\$ -</b>	<b>\$ 250,000</b>	<b>\$ 1,000,000</b>	<b>\$ -</b>
<b>Total Funds Available (incl. Cash on Hand):</b>			<b>\$ 1,250,000</b>	<b>\$ 1,250,000</b>
<b><u>Budgeted Expenditures</u></b>				
Transfers	\$ -	\$ -	\$ -	\$ -
<b>Total</b>	<b>\$ -</b>	<b>\$ -</b>	<b>\$ -</b>	<b>\$ -</b>
<b>Total Expenditures:</b>	<b>\$ -</b>	<b>\$ -</b>	<b>\$ -</b>	<b>\$ -</b>
<b>Estimated Cash on Hand April 30:</b>			<b>\$ 1,250,000</b>	<b>\$ 1,250,000</b>

# Village of Peoria Heights

## ARPA Fund Estimated Revenues & Expenses

		Actual 2020 - 2021	Actual 2021 - 2022	Projected 2022-2023	Budgeted 2023 - 2024
<b><u>Estimated Cash on Hand May 1:</u></b>				\$	- \$
<b><u>Revenues</u></b>					
4500.4555	Transfers	\$	- \$ 393,217	\$ 393,217	\$ -
4500.4305	Interest	\$	- \$ 85	\$ -	\$ -
	<b>Total</b>	<b>\$</b>	<b>- \$ 393,302</b>	<b>\$ 393,217</b>	<b>\$ -</b>
<b>Total Revenues</b>		<b>\$</b>	<b>- \$ 393,302</b>	<b>\$ 393,217</b>	<b>\$ -</b>
<b>Total Funds Available (incl. Cash on Hand):</b>				<b>\$ 393,217</b>	<b>\$ -</b>
<b><u>Expenditures</u></b>					
6000.6005	Salaries	\$	- \$ 393,217	\$ 393,217	\$ -
	<b>Total</b>	<b>\$</b>	<b>- \$ 393,217</b>	<b>\$ 393,217</b>	<b>\$ -</b>
<b>Total Expenses</b>		<b>\$</b>	<b>- \$ 393,217</b>	<b>\$ 393,217</b>	<b>\$ -</b>
<b>Estimated Cash on Hand April 30:</b>				<b>\$</b>	<b>- \$</b>

# Village of Peoria Heights

## Waterworks Fund Estimated Revenues & Expenses

		Actual 2020 - 2021	Actual 2021 - 2022	Projected 2022-2023	Budgeted 2023 - 2024
<b><u>Estimated Cash on Hand May 1:</u></b>				<b>\$ 1,571,499</b>	<b>\$ 1,586,888</b>
<b><u>Water Fund Income</u></b>					
4000.4005	Residential	\$ 1,064,129	\$ 1,120,325	\$ 1,170,000	\$ 1,165,000
4000.4010	Commercial	\$ 172,760	\$ 188,170	\$ 195,000	\$ 195,000
4000.4015	Schools	\$ 6,473	\$ 9,637	\$ 10,250	\$ 10,000
4000.4020	Country Club	\$ 15,845	\$ 37,812	\$ 36,000	\$ 38,000
4000.4025	Adm. Fee/Late Charges	\$ 22,454	\$ 29,521	\$ 32,000	\$ 30,000
4000.4030	Turn-on Fees	\$ 3,190	\$ 3,565	\$ 3,500	\$ 2,500
4000.4040	NSF Fees	\$ 275	\$ 101	\$ 275	\$ 250
4000.4050	Lien Fees	\$ 1,510	\$ 1,211	\$ 1,450	\$ 1,250
	<b>Total</b>	<b>\$ 1,286,636</b>	<b>\$ 1,390,342</b>	<b>\$ 1,448,475</b>	<b>\$ 1,442,000</b>
<b><u>Revenues from Other Agencies</u></b>					
4400.4405	Grant	\$ -	\$ -	\$ -	\$ 40,000
	<b>Total</b>	<b>\$ -</b>	<b>\$ -</b>	<b>\$ -</b>	<b>\$ 40,000</b>
<b><u>Other Income</u></b>					
4500.4255	Misc. Reimbursement	\$ 5,148	\$ 5,760	\$ 5,678	\$ 5,597
4500.4305	Investment Interest	\$ 2,142	\$ 1,598	\$ 45,000	\$ 25,000
4500.4320	GPSD Admin Fee	\$ -	\$ 2,600	\$ 1,000	\$ 2,500
4500.4520	Misc. Income	\$ 805	\$ 1,034	\$ 605	\$ 500
4500.4540	Adm. Fee (Child Support)	\$ -	\$ -	\$ -	\$ -
4500.4555	Transfers	\$ -	\$ -	\$ 1,123	\$ 500
	<b>Total</b>	<b>\$ 8,095</b>	<b>\$ 10,991</b>	<b>\$ 53,406</b>	<b>\$ 34,097</b>
<b>Total Revenues:</b>		<b>\$ 1,294,730</b>	<b>\$ 1,401,333</b>	<b>\$ 1,501,881</b>	<b>\$ 1,516,097</b>
<b>Total Funds Available (incl. Cash on Hand):</b>				<b>\$ 3,073,380</b>	<b>\$ 3,102,985</b>
<b><u>Payroll Costs</u></b>					
6000.6005	Salaries	\$ 302,282	\$ 347,797	\$ 347,500	\$ 378,250
6000.6008	Overtime	\$ 12,349	\$ 12,851	\$ 14,500	\$ 21,500
6000.6010	Dispatchers	\$ -	\$ -	\$ -	\$ -
6000.6015	Dispatchers Overtime	\$ -	\$ -	\$ -	\$ -
6000.6020	Workers' Compensation	\$ 13,863	\$ 13,297	\$ 13,185	\$ 15,275
6000.6025	Health Insurance	\$ 40,157	\$ 49,107	\$ 49,806	\$ 47,500
6000.6030	Unemployment Insurance	\$ 521	\$ 597	\$ 575	\$ 750
6000.6035	FICA	\$ 21,627	\$ 23,243	\$ 25,250	\$ 30,000
6000.6040	IMRF	\$ 25,070	\$ 27,172	\$ 22,750	\$ 24,500
6000.6045	Sick Leave Days	\$ -	\$ 3,800	\$ 2,400	\$ 7,000
	<b>Total</b>	<b>\$ 415,869</b>	<b>\$ 477,864</b>	<b>\$ 475,966</b>	<b>\$ 524,775</b>
<b><u>Infrastructure Costs</u></b>					
6100.6106	Maintenance - Utility System	\$ 72,522	\$ 134,229	\$ 135,000	\$ 140,000
6100.6112	Buildings Maintenance	\$ 6,719	\$ 1,522	\$ 2,500	\$ 10,000
6100.6137	Engineering Services	\$ -	\$ 5,400	\$ 75,000	\$ 150,000
6100.6140	Utility Supplies - Services	\$ 2,029	\$ 2,513	\$ 9,500	\$ 7,500
6100.6142	Utility Supplies - Meters	\$ 7,202	\$ 1,015	\$ 3,500	\$ 5,000
6100.6144	Utility Supplies - Mains	\$ 4,483	\$ 7,655	\$ 12,500	\$ 10,000
6100.6150	Flowable Fill	\$ 7,164	\$ 17,086	\$ 12,500	\$ 10,000
6100.6155	Blacktop	\$ 1,427	\$ 2,901	\$ 10,000	\$ 7,500
6100.6190	Land Acquisition	\$ -	\$ -	\$ -	\$ -
6100.6197	Hydrants	\$ 2,340	\$ 554	\$ 252	\$ 2,500
6100.6198	Water Main	\$ -	\$ -	\$ -	\$ -
6100.6199	Depreciation	\$ 352,165	\$ 334,737	\$ -	\$ -
	<b>Total</b>	<b>\$ 456,052</b>	<b>\$ 507,612</b>	<b>\$ 260,752</b>	<b>\$ 342,500</b>



# Village of Peoria Heights

## Waterworks Fund Estimated Revenues & Expenses

		Actual 2020 - 2021	Actual 2021 - 2022	Projected 2022-2023	Budgeted 2023 - 2024
<b><u>Operating Costs</u></b>					
6200.6139	Professional Services	\$ 7,183	\$ 9,677	\$ 2,750	\$ 185,000
6200.6159	Telecommunications Services	\$ 20,595	\$ 21,714	\$ 22,705	\$ 24,250
6200.6205	Operating Supplies	\$ 5,153	\$ 4,045	\$ 6,500	\$ 6,500
6200.6212	Water Chemicals	\$ 26,742	\$ 16,427	\$ 28,000	\$ 25,000
6200.6214	Testing Services	\$ 4,769	\$ 8,131	\$ 8,500	\$ 9,500
6200.6230	Gasoline	\$ 4,747	\$ 4,051	\$ 5,000	\$ 6,000
6200.6232	Diesel	\$ 2,131	\$ 3,497	\$ 4,500	\$ 6,000
6200.6236	Vehicle Maintenance	\$ 1,922	\$ 8,350	\$ 5,000	\$ 7,500
6200.6240	Equipment Maintenance	\$ 7,322	\$ 4,477	\$ 12,500	\$ 10,000
6200.6241	Rental	\$ 3,340	\$ 12,263	\$ 12,895	\$ 12,500
6200.6252	Uniforms	\$ 2,542	\$ 2,212	\$ 3,000	\$ 3,000
6200.6254	Laundry Services	\$ 1,564	\$ 1,234	\$ 1,800	\$ 250
6200.6266	Julie/Locates	\$ 829	\$ 932	\$ 1,731	\$ 2,000
	<b>Total</b>	<b>\$ 88,839</b>	<b>\$ 97,008</b>	<b>\$ 114,881</b>	<b>\$ 297,500</b>
<b><u>Capital Outlay</u></b>					
6239	Vehicle Purchases	\$ -	\$ -	\$ -	\$ 30,000
6249	Equipment	\$ 2,569	\$ 2,421	\$ 81,906	\$ 10,000
	<b>Total</b>	<b>\$ 2,569</b>	<b>\$ 2,421</b>	<b>\$ 81,906</b>	<b>\$ 40,000</b>
<b><u>Debt Service</u></b>					
6250	Debt service	\$ 48,610	\$ 43,045	\$ 85,679	\$ 85,750
	<b>Total</b>	<b>\$ 48,610</b>	<b>\$ 43,045</b>	<b>\$ 85,679</b>	<b>\$ 85,750</b>
<b><u>Office Expenses</u></b>					
6300.6305	Utilities	\$ 94,502	\$ 76,470	\$ 87,500	\$ 92,500
6300.6310	Telephone	\$ 10,877	\$ 7,263	\$ 6,575	\$ 6,750
6300.6312	Cell phone	\$ 2,073	\$ 1,877	\$ 1,874	\$ 4,500
6300.6315	Office Supplies	\$ 2,946	\$ 2,246	\$ 2,000	\$ 2,500
6300.6320	Postage	\$ 8,352	\$ 9,266	\$ 8,725	\$ 9,500
6300.6325	Printing	\$ 842	\$ 6,655	\$ 1,325	\$ 3,000
6300.6335	Internet Access	\$ 1,319	\$ 1,298	\$ 1,850	\$ 1,750
6300.6340	Computer Maintenance	\$ 297	\$ 297	\$ 297	\$ 1,000
6300.6342	Computer Purchase	\$ 1,829	\$ -	\$ 7,500	\$ 5,000
6300.6344	Software	\$ 8,121	\$ 7,480	\$ 11,000	\$ 20,000
6300.6350	Training	\$ 1,740	\$ 2,445	\$ 1,500	\$ 3,500
6300.6360	Travel Expense	\$ -	\$ 2,570	\$ 3,750	\$ 3,750
6300.6370	Advertising	\$ -	\$ 349	\$ 349	\$ 750
	<b>Total</b>	<b>\$ 132,898</b>	<b>\$ 118,215</b>	<b>\$ 134,245</b>	<b>\$ 154,500</b>
<b><u>Administration Expenses</u></b>					
6400.6410	General Insurance	\$ 89,643	\$ 38,927	\$ 45,559	\$ 49,250
6400.6420	Dues	\$ 787	\$ 1,526	\$ 1,604	\$ 2,250
6400.6450	Accounting Services	\$ 7,300	\$ 5,775	\$ 6,150	\$ 8,750
6400.6455	Legal Services	\$ -	\$ 2,587	\$ 2,500	\$ 2,500
6400.6460	Liens Filed	\$ 2,166	\$ 1,596	\$ 2,250	\$ 2,750
6400.6480	Bank Charges	\$ 5	\$ 17,035	\$ -	\$ -
6400.6490	Miscellaneous Expense	\$ -	\$ -	\$ -	\$ -
	<b>Total</b>	<b>\$ 99,900</b>	<b>\$ 67,446</b>	<b>\$ 58,063</b>	<b>\$ 65,500</b>
<b><u>Transfers</u></b>					
6800.6800	Transfers	\$ -	\$ -	\$ 275,000	\$ -
	<b>Total</b>	<b>\$ -</b>	<b>\$ -</b>	<b>\$ 275,000</b>	<b>\$ -</b>
<b>Total Expenditures:</b>		<b>\$ 1,244,737</b>	<b>\$ 1,313,610</b>	<b>\$ 1,486,492</b>	<b>\$ 1,510,525</b>
<b>Estimated Cash on Hand April 30:</b>				<b>\$ 1,586,888</b>	<b>\$ 1,592,460</b>

**Village of Peoria Heights**  
**Waterworks Service Deposit Fund Estimated Revenues & Expenses**

	Actual 2020 - 2021	Actual 2021 - 2022	Projected 2022-2023	Budgeted 2023 - 2024
<b><u>Estimated Cash on Hand May 1:</u></b>			\$ 99,089	\$ 99,365
<b><u>Estimated Revenues</u></b>				
4700.4035 Service Deposits	\$ 6,055	\$ 7,655	\$ 6,550	\$ 6,250
4700.4315 Investments Interest	\$ 292	\$ 81	\$ 1,123	\$ 500
<b>Total</b>	<b>\$ 6,347</b>	<b>\$ 7,736</b>	<b>\$ 7,673</b>	<b>\$ 6,750</b>
<b>Total Revenues:</b>	<b>\$ 6,347</b>	<b>\$ 7,736</b>	<b>\$ 7,673</b>	<b>\$ 6,750</b>
<b>Total Funds Available (incl. Cash on Hand):</b>			<b>\$ 106,763</b>	<b>\$ 106,115</b>
<b><u>Budgeted Expenditures</u></b>				
6700.6325 Printing	\$ -	\$ -	\$ -	\$ -
6700.6720 Service Deposit Refund	\$ 5,305	\$ 6,470	\$ 6,275	\$ 6,250
6400.6490 Misc Exp. Service Deposit	\$ -	\$ -	\$ -	\$ -
6800.6815 Transfers to O & M	\$ -	\$ -	\$ 1,123	\$ 500
<b>Total</b>	<b>\$ 5,305</b>	<b>\$ 6,470</b>	<b>\$ 7,398</b>	<b>\$ 6,750</b>
<b>Total Expenditures:</b>	<b>\$ 5,305</b>	<b>\$ 6,470</b>	<b>\$ 7,398</b>	<b>\$ 6,750</b>
<b>Estimated Cash on Hand April 30:</b>			<b>\$ 99,365</b>	<b>\$ 99,365</b>

**Village of Peoria Heights**  
**Infrastructure Maintenance Fund Estimated Revenues & Expenses**

	Actual 2020 - 2021	Actual 2021 - 2022	Projected 2022-2023	Budgeted 2023 - 2024
<b><u>Estimated Cash on Hand May 1:</u></b>			\$ 156,800	\$ 293,624
<b><u>Other Income</u></b>				
4500.4055 INF Fee	\$ 165,362	\$ 166,565	\$ 164,500	\$ 162,500
4500.4555 Transfer Income	\$ -	\$ -	\$ 275,000	\$ -
<b>Total</b>	<b>\$ 165,362</b>	<b>\$ 166,565</b>	<b>\$ 439,500</b>	<b>\$ 162,500</b>
<b>Total Revenues:</b>	<b>\$ 165,362</b>	<b>\$ 166,565</b>	<b>\$ 439,500</b>	<b>\$ 162,500</b>
<b>Total Funds Available (incl. Cash on Hand):</b>			<b>\$ 596,300</b>	<b>\$ 456,124</b>
<b><u>Infrastructure Costs</u></b>				
6100.6165 Infrastructure Maintenance	\$ 124,976	\$ 124,913	\$ 302,676	\$ 456,124
<b>Total</b>	<b>\$ 124,976</b>	<b>\$ 124,913</b>	<b>\$ 302,676</b>	<b>\$ 456,124</b>
<b>Total Expenditures:</b>	<b>\$ 124,976</b>	<b>\$ 124,913</b>	<b>\$ 302,676</b>	<b>\$ 456,124</b>
<b>Estimated Cash on Hand April 30:</b>			<b>\$ 293,624</b>	<b>\$ (0)</b>

PEORIA HEIGHTS PUBLIC LIBRARY  
 APPROPRIATION DETERMINATION BUDGET  
 FOR TAX LEVY PURPOSES  
 2023/2024

BE IT SO RESOLVED BY THE BOARD OF DIRECTORS OF THE PEORIA HEIGHTS PUBLIC LIBRARY in the County of Peoria, Peoria Heights, Illinois, that the following be adopted as a budget of the library for the fiscal year beginning May 1, 2023 and ending April 30, 2024.

1. SALARIES.....	\$309,000.00
2. RSA.....	\$9,000.00
3. STAFF & BOARD DEVELOPMENT.....	\$2,000.00
4. BOOKS.....	\$47,000.00
5. AUDIO-VISUAL.....	\$7,000.00
6. PERIODICALS.....	\$3,000.00
7. TECHNOLOGY.....	\$25,000.00
8. TELEPHONE COSTS.....	\$7,000.00
9. UTILITIES.....	\$16,000.00
10. INSURANCE.....	\$11,500.00
11. GENERAL SUPPLIES.....	\$2,500.00
12. CAPITAL OUTLAY.....	\$20,000.00
13. MAINTENANCE OF BUILDING & EQUIPMENT.....	\$38,000.00
14. OFFICE SUPPLIES.....	\$7,000.00
15. EMPLOYEE INSURANCE.....	\$49,500.00
16. CONTINGENT.....	\$6,000.00
17. PROGRAMS .....	\$12,000.00
<b>Total amount appropriated for library purposes.....</b>	<b>\$571,500.00</b>
Less reserves.....	-\$20,000.00
Less funds appropriated from grants and donations.....	-\$9,000.00
Less income from fees, etc. ....	-\$1,500.00
Less interest from certificates of deposit, savings.....	-\$18,000.00
Less estimated replacement tax revenue.....	<u>-\$60,000.00</u>
ITEM I. ANNUAL PUBLIC LIBRARY TAX LEVY.....	\$463,000.00
ITEM II. PUBLIC LIABILITY, WORKMAN'S COMP., UNEMPLOYMENT INSURANCE.....	\$2,500.00
ITEM III. AUDIT EXPENSE LEVY.....	\$7,700.00
ITEM IV. REPAIR OF BUILDING & EQUIPMENT (.02%).....	\$19,170.00
ITEM V. IMRF LEVY.....	\$17,000.00
ITEM VI. FICA LEVY.....	\$19,600.00
ITEM VII. MEDICARE LEVY.....	\$4,600.00

**Final Total..... \$533,570.00**


The Peoria Heights Public Library has on hand a fund authorized by statute. Chapter 75, Section 5/5-8 authorizes a Special Reserve Fund, and the Board of Directors has resolved to develop and adopt a plan pursuant thereto.

BE IT FURTHER RESOLVED THAT THE SUM OF five hundred thirty one thousand nine hundred dollars (\$533,570.00) be levied by the Board of Directors upon all taxable property in the Village of Peoria Heights for the fiscal year 2023/2024.

BE IT ALSO RESOLVED that a tax be levied for public liability, workman's compensation & unemployment insurance in the amount of two thousand five hundred (\$2,500.00), that a tax be levied in the amount of seven thousand seven hundred dollars (\$7,700) for audit expense, that a tax be levied in the amount of nineteen thousand one hundred seventy dollars (\$19,170.00) for repair of building & equipment, that a tax be levied in the amount of seventeen thousand dollars (\$17,000.00) for IMRF expense, that a tax be levied in the amount of nineteen thousand six hundred dollars (\$19,600.00) for FICA expense, and that a tax be levied in the amount of four thousand six hundred dollars (\$4,600.00) for MEDICARE expenses.

BE IT FURTHER RESOLVED that a copy of this resolution be delivered to the Corporate Authorities of the Village of Peoria Heights to be included in their tax determination and levy ordinance.

I, Lisa Reinholtz, Secretary of the Board of Directors of the Peoria Heights Public Library, do hereby certify that the above is a true copy of the resolution revised and adopted by this Board of Directors on March 14, 2023.

  
 Lisa Reinholtz, Secretary

RESOLUTION

BE IT RESOLVED by the Board of Library Trustees of the Village of Peoria Heights, Peoria County, Illinois, as follows:

SECTION ONE: Pursuant to and subject to the limitations of Section 5/5-8 of Chapter 75, Illinois Compiled Statutes 2012, a fund for maintenance, repairs, alteration of Library buildings and equipment, is established by this Board of Library Trustees.

SECTION TWO: There shall be included in the appropriation and levy request of this Board of Library Trustees to the corporate authorities an alteration of library buildings and equipment fund in the amount of not to exceed .02% of the value of equalized or assessed by the Department of Revenue for the year in which the levy is made of all taxable property within the corporate limits of the Village of Peoria Heights; said tax to be in addition to all other Library taxes.

SECTION THREE: The fund shall be known as the Special Reserve Fund for maintenance, repairs, alteration of Library buildings and equipment. Once the fund has been created, the proceeds shall be deposited in a separate fund and may be carried over from year to year without in any manner reducing or abating a future annual tax levy. Said fund may be used for the purchase of sites and buildings required for Library purposes .

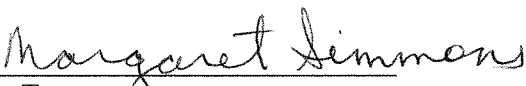
SECTION FOUR: The resolution shall be full force and effect from after its adoption as provided by law.

ADOPTED this 14th day, of March, 2023, pursuant to a roll call as follows:

AYES:

Thomas Horstmann  
Becci Bush  
Margy Simmons  
Lisa Reinholtz  
Lisa Brown  
Amy Peck  
Patricia Johnson

NAYS:

  
Treasurer

# Revenue Accounts

## Taxes

4000.4005	General Corporate Property Tax
4000.4006	Property Tax – Police Pension Fund
4000.4007	Transfer - Police Pension Fund
4000.4010	TIF District Property Tax
4000.4011	Special Service Area (SSA) Property Tax
4000.4015	State Sales Tax
4000.4020	Home Rule Sales Tax
4000.4021	Food and Beverage Tax
4000.4022	Business Development District (BDD) Tax
4000.4025	Local Use Sales Tax
4000.4030	State Income Tax
4000.4035	Foreign Fire Insurance Tax
4000.4040	Personal Property Replacement Tax
4000.4045	Personal Property Replacement Tax Library
4000.4046	Video Gaming Tax
4000.4050	Contracted Gas Service Fee
4000.4060	Telecommunications Retailer Fee
4000.4605	Motor Fuel Tax
4000.4610	Local Motor Fuel Tax

## Water Fund Income

4000.4005	Residential Sales
4000.4010	Commercial Sales
4000.4015	School Sales
4000.4020	Country Club Sales
4000.4025	Penalties / Late Charges
4000.4030	Turn-On Fees
4000.4040	Non-sufficient Funds (NSF) Fees
4000.4050	Lien Fees

4500.4055 Infrastructure Fee  
4500.4320 Greater Peoria Sanitary District (GPSD) Admin Fee

**Licenses & Permits**

4100.4105 Liquor License  
4100.4115 Franchise License – Ameren Cilco  
4100.4118 Electric Administration Fee  
4100.4120 Franchise License – Cable TV  
4100.4125 Other Licenses and Permits (Amusement Licenses, Special Use Permits, etc)  
4100.4130 Landlord Registration Fee  
4100.4135 Rental of Village Property  
4100.4140 Building Permits  
4100.4145 Electrical Permits  
4100.4150 Zoning Hearing

**Fines**

4200.4205 Circuit Court Fines  
4200.4210 Parking Fines  
4200.4215 False Alarms  
4200.4220 Liquor Fines  
4200.4225 DUI Fines  
4200.4230 Adjudication Fines  
4200.4235 Administrative Tow Vehicles

**Revenue from Use of Money & Property**

4300.4310 Substance Seizure Bank Interest

**Revenue from Other Agencies**

4400.4245 Police Traffic Grant  
4400.4405 State Grant  
4400.4420 Federal Drug Reimbursement  
4400.4425 Intergovernmental Agreement  
4400.4450 Bond Revenues  
4400.6070 ILEAS Training Reimbursement

**Other Income**

4500.4240 Police Reports

4500.4255	Miscellaneous Reimbursements
4500.4305	Investment Interest
4500.4410	Richwoods Township Internet
4500.4505	Ambulance Service Revenues
4500.4508	Waste Disposal Fee
4500.4510	Tower Park Income
4500.4515	Tower Park Events
4500.4520	Miscellaneous Income
4500.4525	Sale of Equipment
4500.4530	Sales of Property
4500.4535	Lease of Land (Cell Tower Leases)
4500.4540	Administration Fee (Child Support)
4500.4545	Substance Seizure Monies
4500.4550	Donations / Memorials
4500.4555	Transfers

**Service Deposit Fund Income**

4700.4035	Service Deposits
4700.4315	Investment Interest

**Expenditure Accounts**

**Payroll**

6000.6005	Salaries & Wages
6000.6008	Overtime
6000.6009	Housing Inspector
6000.6010	Dispatchers' Wages
6000.6015	Dispatchers' Overtime
6000.6017	Volunteer Contributions - stipend for volunteer firefighters
6000.6018	Appointed / Elected Officials
6000.6020	Workers' Compensation
6000.6025	Health Insurance
6000.6030	Unemployment Insurance

- 6000.6035 FICA – employer contributions to Social Security and Medicare
- 6000.6040 IMRF – employer contributions to Illinois Municipal Retirement Fund (IMRF)
- 6000.6045 Sick Leave Days – paid time off converted to pay. Days not to exceed seven in total per employee.
- 6000.6060 Official Bonds – for payment of bonds policies for municipal officials and staff.

**Infrastructure Costs**

- 6100.6106 Utility System Maintenance – for repair and maintenance of municipal utility systems including such expenses as professional labor and materials.
- 6100.6112 Buildings Maintenance – for repair and maintenance of municipal buildings including such expenses as professional labor, materials, plumbing, and electrical supplies.
- 6100.6114 Sidewalk Maintenance – for repair and maintenance of municipal sidewalk including such expenses as professional labor and materials.
- 6100.6115 Street Lighting and Traffic Control– for repair and maintenance of Village street lighting and traffic control including such expenses as professional labor and materials, and traffic signs. *Not to include utility costs for street lights and traffic control.*
- 6100.6116 Street Maintenance – for repair and maintenance of municipal streets and alleys including such expenses as professional labor and materials.
- 6100.6118 Village Property Maintenance – for repair and maintenance of municipal public grounds including expenses such as professional labor and materials. *Not to include costs for public parks.*
- 6100.6119 Parks Maintenance – maintenance of Village owned parks except Tower Park.
- 6100.6120 Tree Removal
- 6100.6137 Engineering Services
- 6100.6140 Utility Supplies: Service – for supplies used to repair and maintain water service.
- 6100.6142 Utility Supplies: Meters – for supplies used to repair and maintain water meters.
- 6100.6144 Utility Supplies: Mains – for supplies used to repair and maintain water mains.
- 6100.6150 Flowable Fill
- 6100.6151 Street Repair - Rock & Sand
- 6100.6152 Street Repair - Cold Patch
- 6100.6155 Blacktop
- 6100.6165 Infrastructure Maintenance - capital infrastructure repairs, improvements, & equipment for the Waterworks utility system
- 6100.6180 Sealcoating
- 6100.6190 Land Acquisition



- 6100.6191 Village Enhancements – donations for architectural drawings and proposed future development.
- 6100.6192 Building Additions / Remodels – for acquisition and improvement of municipal buildings and structures. *Not to include ordinary repair and / or maintenance items.*
- 6100.6193 Spray Patch
- 6100.6194 Improvements Other Than Buildings – for acquisition of permanent improvements other than buildings. Items include streets, sidewalks, curbs, culverts, parking lots, sewers, lighting, fencing, water mains, bridges, retaining walls, and drainage utility systems. *Does not include buildings or additions and improvements to buildings.* Example – Poplar Lane Park
- 6100.6195 Curb and Sidewalk
- 6100.6196 Street Lighting – utility bills relating to street lighting & traffic control.
- 6100.6197 Hydrants
- 6100.6198 Water Main

**Waste Disposal Contracts**

- 6175.6605 Garbage Contract – for waste removal contractual services.
- 6175.6610 Recycling Contract – for recycling of material (glass, aluminum, paper, etc) removal contractual services.

**Operating Costs**

- 6200.6139 Professional Services – for professional advice and / or services of outside consultants. *Not to include professional service expenses which may be properly classified elsewhere (such as engineering, legal, accounting, etc).*
- 6200.6159 Telecommunication Services - contractual dispatching services.
- 6200.6205 Operating Supplies – for the purchase of operational supplies such as agricultural supplies, chemicals, laboratory supplies, cleaning and sanitation supplies, household and institutional supplies, firearm supplies, traffic control supplies, etc.
- 6200.6206 Pavement Marking
- 6200.6207 Patient Medications - medical purchases necessary for public safety services.
- 6200.6208 Oxygen
- 6200.6210 Snow Removal Materials
- 6200.6212 Water Chemicals
- 6200.6214 Testing Services – for contractual water quality testing services.
- 6200.6229 Tower Park Events – expenses related to events in Tower Park.
- 6200.6230 Gasoline
- 6200.6232 Diesel Fuel
- 6200.6234 Oil

- 6200.6236 Vehicle - Maintenance – for repair and maintenance of municipal vehicles including professional labor and materials. *Not to include expenses related to heavy equipment not primarily used for transportation of employees.*
- 6200.6237 Maintenance - Other – for repair and maintenance of other municipal property and equipment not previously mentioned.
- 6200.6240 Maintenance - Equipment – for repair and maintenance of heavy municipal equipment such as shop equipment, salt spreaders, tractors, backhoes, etc, including expenses such as professional labor and materials. *Not to include motor vehicles.*
- 6200.6241 Rental – for the rent or lease of land, buildings, vehicles, equipment, or other items.
- 6200.6244 Maintenance - Communications – for repair and maintenance of municipal communications systems and related equipment.
- 6200.6246 Fire Hose
- 6200.6248 Firefighting Foam / Hazmat
- 6200.6252 Uniforms / Turnout Gear – for the purchase of uniforms, turnout gear, boots, badges, holsters, carriers, etc. worn by municipal employees. Also includes uniform allowance paid to employees.
- 6200.6254 Laundry Services – for all contractual laundry services.
- 6200.6256 Vests - for the purchase of bulletproof vests for police officers.
- 6200.6259 Canine Expenses - for expenses associated with the K-9 Unit.
- 6200.6266 JULIE / Locates – for locating underground lines.
- 6200.6280 Substance Seizure Exposure – for drug purchases only.
- 6200.6284 Refreshments – for refreshments provided to Village employees for services rendered.

### **Capital Outlay**

- 6200.6239 Vehicles – for acquisition of vehicles including automobiles, trucks, tractors, ditching machines, sweepers, graders, and other self-propelled vehicles.
- 6200.6249 Equipment – for acquisition of tangible equipment. Items include copy machines, desks, filing cabinets, electrical traffic signals, shop equipment, salt spreader, pumps, radio equipment, hand power mowers, etc.
- 6200.6250 Debt Service - for the repayment of loans and / or debts incurred by the municipality.

### **Office Expenses**

- 6300.6305 Utilities – for any type of heat, light, and power services. *Does not include telephone.*
- 6300.6310 Telephone
- 6300.6312 Cell Phones – for the purchase and charges incurred for the usage of cellular phones. *Not to include personal charges incurred by the usage.*
- 6300.6315 Office Supplies – for general office supplies such as stationery, paper clips, pencils, letter trays, etc. *Does not include postage, publications, and equipment.*
- 6300.6320 Postage

- 6300.6325 Printing – for the printing and/or binding of forms, notices, pamphlets, publications, letterheads, etc, where printing and / or binding is the major item contracted for and where such work is not performed by municipal personnel.
- 6300.6335 Internet Access
- 6300.6340 Computer Maintenance
- 6300.6342 Computer Purchases
- 6300.6344 Software – for software purchase, installation, and maintenance.
- 6300.6350 Training
- 6300.6355 Publications – for the purchase of books, magazines, legislative bills, periodicals, pamphlets, maps, etc.
- 6300.6360 Travel Expense – for travel by municipal personnel while on official business of the municipality. Such expenses include mileage, meals, lodging, and other reasonable items. *Does not include training costs.*
- 6300.6370 Advertising – for advertising ordinances, legal notices, and all other subject matter through newspapers and other communication media.

### **Administration Expenses**

- 6400.6410 General Insurance – for all types of general liability insurance premiums except hospitalization and other employees insurance.
- 6400.6420 Dues
- 6400.6430 Administrative Adjudication – for expenses related to adjudication hearings.
- 6400.6450 Accounting Services – for any accounting functions such as audit, data processing,. and / or any other related operation.
- 6400.6455 Legal Services – for legal advice and/or services performed by a law firm of an independent lawyer.
- 6400.6460 Liens Filed
- 6400.6470 Administration Fees
- 6400.6480 Bank Charges
- 6400.6490 Miscellaneous Expense – for expenses not provided for in other accounts.
- 6400.6495 Transfers – Library Personal Property Replacement Tax – for the transfer of the Library's share of personal property replacement tax. See Revenue 4000.4045.
- 6400.6496 Transfers - School District - TIF Reimbursement - for the transfer of TIF increment to the Peoria Heights Community School District #325 per the Village's agreement with the School District.

### **Public Relations**

- 6500.6505 Employee Public Relations – an account for the purchase of flowers, food, etc. in recognition of residents and employees.
- 6500.6510 Marketing Peoria Heights – expenses towards the promotion of Peoria Heights.

6500.6515 River Study: Heartland Water Resources – expenses towards study being done by the Heartland Water Resources.

6500.6520 Economic Development - for the services of consultants relating to the economic development of Peoria Heights. *Not to include expenses incurred by municipal employees.*

6500.6525 Chamber of Commerce – reimbursement for expenses for the Village purchased by the Peoria Heights Chamber of Commerce.

**Service Deposit Expenses**

6700.6710 Printing – for the printing and/or binding of forms, notices, pamphlets, publications, letterheads, etc, where printing and / or binding is the major item contracted for and where such work is not performed by municipal personnel.

6700.6720 Service Deposit Refund – for refunding of service deposits to municipal utility customers.

6700.6730 Miscellaneous Expense – for expenses not provided for in other accounts.

6700.6740 Transfers to Operations and Maintenance – for construction of extensions / relocations to municipality owned facilities (water, sewers, and streets).


**STATE OF ILLINOIS)  
COUNTY OF PEORIA)**

**CERTIFICATE**

I, Stephanie Turner, certify that I am the duly appointed and acting Municipal Budget Officer of the Village of Peoria Heights, Peoria County, Illinois.

I further certify that on April 18, 2023 the Corporate Authorities of such municipality passed and approved the attached FY 2023-2024 Operations Budget, which therein contains an estimate of revenues, by source, anticipated to be received within the ensuing fiscal year.

This Certificate is promulgated pursuant to 35 ILCS 200/18-50.

  
Budget Officer